

EMPRESA SOCIAL DEL ESTADO POPAYAN NIIF
900145579-1

ESTADO DE SITUACION FINANCIERA COMPARATIVO [SALDO FINAL CUENTAS]

Valores en Pesos \$

Periodo : Mayo de 2021 ✓

| Codigo_Cuenta | Nombre_Cuenta | 31/05/2020 | 31/05/2021 | Diferencia | % |
|-----------------|---|-----------------------|-------------------------|---------------------|----------------|
| 1 ACTIVO | | | | | |
| 11 | EFFECTIVO Y EQ UIVALENTES AL EFFECTIVO | 5,257,344,998 | 4,618,791,566 ✓ | -638,553,433 | -12.15% |
| 1105 | CAJA | 22,000,000 | 20,340,066 | -1,659,934 | -7.55% |
| 1105.02 | Caja menor | 22,000,000 | 20,340,066 | -1,659,934 | -7.55% |
| 1110 | DEPÓSITOS EN INSTITUCIONES | 4,377,987,021 | 4,491,093,342 | 113,106,321 | 2.58% |
| 1110.05 | Cuenta corriente | 3,368,427,645 | 3,415,328,231 | 46,900,586 | 1.39% |
| 1110.06 | Cuenta de ahorro | 1,009,559,376 | 1,075,765,111 | 66,205,735 | 6.56% |
| 1132 | EFFECTIVO DE USO RESTRINGID | 857,357,977 | 107,358,158 | -749,999,820 | -87.48% |
| 1132.10 | Depósitos en institucion | 857,357,977 | 107,358,158 | -749,999,820 | -87.48% |
| 13 | CUENTAS POR C OBRAR | 10,929,559,418 | 11,236,683,728 ✓ | 307,124,309 | 2.81% |
| 1319 | PRESTACION DE SERVICIOS DE | 10,861,008,994 | 11,176,526,372 | 315,517,377 | 2.91% |
| 1319.01 | Plan obligatorio de salu | 67,629,822 | 140,334,570 | 72,704,748 | 107.50% |
| 1319.02 | Plan obligatorio de salu | 1,435,952,934 | 1,766,706,989 | 330,754,055 | 23.03% |
| 1319.03 | Plan subsidiado de salud | 261,422,041 | 472,621,300 | 211,199,259 | 80.79% |
| 1319.04 | Plan subsidiado de salud | 8,204,334,400 | 7,458,020,483 | -746,313,918 | -9.10% |
| 1319.06 | Empresas de medicina pre | 906,556 | 141,308 | -765,248 | -84.41% |
| 1319.08 | Servicios de salud po | 6,691,726 | 19,343,575 | 12,651,849 | 189.07% |
| 1319.09 | Servicios de salud por l | 65,224,402 | 60,628,359 | -4,596,043 | -7.05% |
| 1319.12 | Servicios de salud por c | 1,265,793 | 494,749 | -771,044 | -60.91% |
| 1319.13 | Servicios de salud por c | 20,682,172 | 17,953,501 | -2,728,671 | -13.19% |
| 1319.14 | Servicios de Salud por e | 6,871,518 | 25,065,044 | 18,193,526 | 264.77% |
| 1319.15 | Servicios de Salud por e | 93,828,334 | 110,867,977 | 17,039,643 | 18.16% |
| 1319.17 | Atención accidentes de t | 98,481,083 | 135,580,225 | 37,099,142 | 37.67% |
| 1319.18 | Atención accidentes de t | 503,964,177 | 389,319,381 | -114,644,796 | -22.75% |
| 1319.20 | Atención con cargo a rec | 152,266,074 | 384,179,873 | 231,913,799 | 152.31% |
| 1319.21 | "Atención con cargo al s | 88,696,448 | 1,729,387 | -86,967,061 | -98.05% |
| 1319.22 | Atención con cargo al su | 139,277,708 | 445,547,674 | 306,269,966 | 219.90% |
| 1319.23 | Riesgos laborales (ARL) | 5,362,291 | 3,093,747 | -2,268,544 | -42.31% |
| 1319.24 | Riesgos laborales (ARL) | 20,172,590 | 28,692,688 | 8,520,098 | 42.24% |
| 1319.80 | Giro previo para abono a | -317,081,902 | -552,763,435 | -235,681,533 | 0.00% |
| 1319.90 | Otras cuentas por cobrar | 5,060,827 | 268,968,976 | 263,908,149 | 5214.72% |
| 1384 | OTRAS CUENTAS POR COBRAR | 0 | 60,000 | 60,000 | 0.00% |
| 1384.90 | Otras Cuentas por Cobrar | 0 | 60,000 | 60,000 | 0.00% |
| 1385 | CUENTAS POR COBRAR DE DIF | 2,416,174,869 | 2,400,001,205 | -16,173,664 | -0.67% |
| 1385.09 | Servicios de salud | 2,416,174,869 | 2,400,001,205 | -16,173,664 | -0.67% |
| 1386 | DETERIORO ACUMULADO DE CUE | -2,347,624,445 | -2,339,903,849 | 7,720,596 | 0.00% |
| 1386.09 | Prestación de servicios | -2,347,624,445 | -2,339,903,849 | 7,720,596 | 0.00% |
| 15 | INVENTARIOS | 751,677,081 | 637,565,957 ✓ | -114,111,123 | -15.18% |
| 1514 | MATERIALES Y SUMINISTROS | 751,677,081 | 637,565,957 | -114,111,123 | -15.18% |
| 1514.03 | Medicamentos | 1,215,037 | 7,891,156 | 6,676,119 | 549.46% |
| 1514.04 | Materiales médico - quir | 190,458,006 | 42,774,098 | -147,683,908 | -77.54% |
| 1514.05 | Materiales reactivos y d | 142,142,109 | 111,525,364 | -30,616,745 | -21.54% |
| 1514.06 | Materiales odontológicos | 139,591,942 | 85,290,086 | -54,301,856 | -38.90% |
| 1514.09 | Repuestos | 131,118,649 | 122,421,431 | -8,697,218 | -6.63% |
| 1514.17 | Elementos y accesorios d | 47,775,934 | 113,091,662 | 65,315,728 | 136.71% |

EMPRESA SOCIAL DEL ESTADO POPAYAN NIF
900145579-1

ESTADO DE SITUACION FINANCIERA COMPARATIVO [SALDO FINAL CUENTAS]

Valores en Pesos \$

Periodo : Mayo de 2021

| Codigo_Cuenta | Nombre_Cuenta | 31/05/2020 | 31/05/2021 | Diferencia | % |
|---------------|-------------------------------------|-----------------------|-----------------------|----------------------|-----------------|
| 1514.23 | Combustibles y lubricant | 0 | 101 | 101 | 0.00% |
| 1514.90 | Otros materiales y sumin | 99,375,404 | 154,572,060 | 55,196,656 | 55.54% |
| 16 | PROPIEDADES, PLANTA Y EQUIPO | 25,451,640,400 | 25,600,180,911 | 148,540,511 | 0.58% |
| 1605 | TERRENOS | 4,321,813,874 | 4,325,129,874 | 3,316,000 | 0.08% |
| 1605.01 | Urbanos | 4,299,075,374 | 4,302,391,374 | 3,316,000 | 0.08% |
| 1605.02 | Rurales | 22,738,500 | 22,738,500 | 0 | 0.00% |
| 1615 | CONSTRUCCIONES EN CURSO | 6,256,272,171 | 7,860,082,920 | 1,603,810,749 | 25.64% |
| 1615.01 | Edificaciones | 6,256,272,171 | 7,860,082,920 | 1,603,810,749 | 25.64% |
| 1635 | BIENES MUEBLES EN BODEGA | 745,237,210 | 410,082,407 | -335,154,803 | -44.97% |
| 1635.02 | Equipo médico y cientifi | 339,717,090 | 332,824,913 | -6,892,177 | -2.03% |
| 1635.03 | Muebles, enseres y equip | 59,405,385 | 57,445,385 | -1,960,000 | -3.30% |
| 1635.04 | Equipos de comunicación | 346,114,735 | 16,759,609 | -329,355,126 | -95.16% |
| 1635.90 | Otros bienes muebles en | 0 | 3,052,500 | 3,052,500 | 0.00% |
| 1636 | PROPIEDADES, PLANTA Y EQUI | 363,587,549 | 0 | -363,587,549 | -100.00% |
| 1636.01 | Edificaciones | 363,587,549 | 0 | -363,587,549 | -100.00% |
| 1640 | EDIFICACIONES | 4,528,179,813 | 5,120,869,511 | 592,689,698 | 13.09% |
| 1640.01 | Edificios y casas | 4,374,893,658 | 4,950,535,154 | 575,641,496 | 13.16% |
| 1640.28 | Edificaciones de uso per | 153,286,155 | 170,334,357 | 17,048,202 | 11.12% |
| 1655 | MAQUINARIA Y EQUIPO | 993,760,311 | 993,760,311 | 0 | 0.00% |
| 1655.01 | Equipo de construcción | 335,000 | 335,000 | 0 | 0.00% |
| 1655.04 | Maquinaria industrial | 369,758,325 | 369,758,325 | 0 | 0.00% |
| 1655.06 | Equipo de recreación y d | 337,225 | 337,225 | 0 | 0.00% |
| 1655.11 | Herramientas y accesorio | 9,216,298 | 9,216,298 | 0 | 0.00% |
| 1655.22 | Equipo de ayuda audiovis | 54,484,869 | 54,484,869 | 0 | 0.00% |
| 1655.23 | Equipo de aseo | 7,626,688 | 7,626,688 | 0 | 0.00% |
| 1655.90 | Otra maquinaria y equipo | 552,001,906 | 552,001,906 | 0 | 0.00% |
| 1660 | EQUIPO MÉDICO Y CIENTÍFICO | 9,883,995,812 | 9,924,057,845 | 40,062,033 | 0.41% |
| 1660.02 | Equipo de laboratorio | 1,523,010,879 | 1,523,010,879 | 0 | 0.00% |
| 1660.03 | Equipo de urgencias | 779,966,410 | 777,819,283 | -2,147,127 | -0.28% |
| 1660.05 | Equipo de hospitalizació | 155,201,224 | 177,555,814 | 22,354,590 | 14.40% |
| 1660.06 | Equipo de quirófanos y s | 294,678,649 | 294,678,649 | 0 | 0.00% |
| 1660.07 | Equipo de apoyo diagnóst | 2,176,921,804 | 2,196,776,374 | 19,854,570 | 0.91% |
| 1660.08 | Equipo de apoyo terapéut | 78,068,712 | 78,068,712 | 0 | 0.00% |
| 1660.09 | Equipo de servicio ambul | 4,580,841,010 | 4,580,841,010 | 0 | 0.00% |
| 1660.90 | Otro equipo médico y cie | 295,307,123 | 295,307,123 | 0 | 0.00% |
| 1665 | MUEBLES, ENSERES Y EQUIPO | 3,556,926,231 | 3,571,926,231 | 15,000,000 | 0.42% |
| 1665.01 | Muebles y enseres | 3,075,828,611 | 3,075,828,611 | 0 | 0.00% |
| 1665.02 | Equipo y máquina de ofic | 473,408,594 | 474,408,594 | 1,000,000 | 0.21% |
| 1665.90 | Otros muebles, enseres y | 7,689,026 | 21,689,026 | 14,000,000 | 182.08% |
| 1670 | EQUIPOS DE COMUNICACIÓN Y | 1,808,043,233 | 2,135,817,815 | 327,774,582 | 18.13% |
| 1670.01 | Equipo de comunicación | 270,238,413 | 270,238,413 | 0 | 0.00% |
| 1670.02 | Equipo de computación | 1,483,639,449 | 1,811,188,239 | 327,548,790 | 22.08% |
| 1670.90 | Otros equipos de comunic | 54,165,371 | 54,391,163 | 225,792 | 0.42% |
| 1675 | EQUIPOS DE TRANSPORTE, TRA | 3,570,578,944 | 3,570,578,944 | 0 | 0.00% |
| 1675.02 | Terrestre | 3,570,578,944 | 3,570,578,944 | 0 | 0.00% |

EMPRESA SOCIAL DEL ESTADO POPAYAN NIIIF
900145579-1

ESTADO DE SITUACION FINANCIERA COMPARATIVO [SALDO FINAL CUENTAS]

Valores en Pesos \$

Periodo : Mayo de 2021

| Codigo_Cuenta | Nombre_Cuenta | 31/05/2020 | 31/05/2021 | Diferencia | % |
|------------------------------|------------------------------------|------------------------|------------------------|-----------------------|----------------|
| 1680 | EQUIPOS DE COMEDOR, COCINA | 214,190,903 | 214,190,903 | 0 | 0.00% |
| 1680.02 | Equipo de restaurante y | 12,348,128 | 12,348,128 | 0 | 0.00% |
| 1680.04 | Equipo de lavandería | 200,652,000 | 200,652,000 | 0 | 0.00% |
| 1680.90 | Otros equipos de comedor | 1,190,775 | 1,190,775 | 0 | 0.00% |
| 1685 | DEPRECIACIÓN ACUMULADA (CR) | -10,790,945,651 | -12,526,315,850 | -1,735,370,199 | 0.00% |
| 1685.01 | Edificaciones | -119,456,019 | -281,059,893 | -161,603,874 | 0.00% |
| 1685.04 | Maquinaria y equipo | -248,408,432 | -284,935,251 | -36,526,819 | 0.00% |
| 1685.05 | Equipo médico y científ | -5,235,577,977 | -5,940,053,062 | -704,475,085 | 0.00% |
| 1685.06 | Muebles, enseres y equip | -1,982,403,257 | -2,233,763,205 | -251,359,948 | 0.00% |
| 1685.07 | Equipos de comunicación | -1,668,688,332 | -1,832,463,270 | -163,774,938 | 0.00% |
| 1685.08 | Equipos de transporte, t | -1,402,557,003 | -1,805,909,407 | -403,352,404 | 0.00% |
| 1685.09 | Equipos de comedor, coci | -133,854,631 | -148,131,762 | -14,277,131 | 0.00% |
| 19 OTROS ACTIVOS | | 1,985,228,158 | 1,832,373,862 | -152,854,296 | -7.70% |
| 1905 | BIENES Y SERVICIOS PAGADOS | 406,575,110 | 357,381,266 | -49,193,844 | -12.10% |
| 1905.01 | Seguros | 406,575,110 | 357,381,266 | -49,193,844 | -12.10% |
| 1951 | PROPIEDADES DE INVERSIÓN | 1,268,722,460 | 1,268,722,460 | 0 | 0.00% |
| 1951.01 | Terrenos | 892,152,688 | 0 | -892,152,688 | -100.00% |
| 1951.02 | EDIFICACIONES | 376,569,772 | 0 | -376,569,772 | -100.00% |
| 1951.03 | Terrenos con uso indeter | 0 | 892,152,688 | 892,152,688 | 0.00% |
| 1951.04 | Edificaciones con uso in | 0 | 376,569,772 | 376,569,772 | 0.00% |
| 1952 | DEPRECIACIÓN ACUMULADA DE | -10,231,291 | -18,243,415 | -8,012,124 | 0.00% |
| 1952.01 | EDIFICACIONES | -10,231,291 | 0 | 10,231,291 | 0.00% |
| 1952.02 | Edificaciones con uso in | 0 | -18,243,415 | -18,243,415 | 0.00% |
| 1970 | INTANGIBLES | 650,009,802 | 650,009,802 | 0 | 0.00% |
| 1970.07 | Licencias | 240,975,371 | 240,975,371 | 0 | 0.00% |
| 1970.08 | Software | 409,034,431 | 409,034,431 | 0 | 0.00% |
| 1975 | AMORTIZACIÓN ACUMULADA DE | -329,847,923 | -425,496,251 | -95,648,328 | 0.00% |
| 1975.07 | Licencias | -144,610,043 | -208,224,203 | -63,614,160 | 0.00% |
| 1975.08 | Software | -185,237,880 | -217,272,048 | -32,034,168 | 0.00% |
| TOTAL ACTIVO [D] | | 44,375,450,055 | 43,925,596,023 | -449,854,032 | -1.01% |
| 2 PASIVO | | | | | |
| 24 CUENTAS POR P AGAR | | 3,785,903,792 | 4,039,323,254 | 253,419,462 | 6.69% |
| 2401 | ADQUISICIÓN DE BIENES Y SE | 596,824,459 | 920,386,254 | 323,561,795 | 54.21% |
| 2401.01 | Bienes y servicios | 596,824,459 | 920,386,254 | 323,561,795 | 54.21% |
| 2407 | RECURSOS A FAVOR DE TERCER | 127,063,960 | 156,034,350 | 28,970,390 | 22.80% |
| 2407.22 | Estampillas | 127,063,960 | 116,984,150 | -10,079,810 | -7.93% |
| 2407.9 | Otros recaudos a favor d | 0 | 39,050,200 | 39,050,200 | 0.00% |
| 2424 | DESCUENTOS DE NÓMINA | 26,725,143 | 32,070,933 | 5,345,790 | 20.00% |
| 2424.01 | Aportes a fondos pensio | 11,597,284 | 17,400,900 | 5,803,616 | 50.04% |
| 2424.02 | Aportes a seguridad soci | 13,598,000 | 13,338,100 | -259,900 | -1.91% |
| 2424.07 | Libranzas | 1,529,859 | 1,331,933 | -197,926 | -12.94% |
| 2436 | RETENCIÓN EN LA FUENTE E I | 30,028,077 | 18,984,111 | -11,043,966 | -36.78% |
| 2436.03 | Honorarios | 1,209,643 | 4,293,041 | 3,083,398 | 254.90% |
| 2436.05 | Servicios | 2,302,889 | 745,210 | -1,557,679 | -67.64% |

EMPRESA SOCIAL DEL ESTADO POPAYAN NIIF
900145579-1

ESTADO DE SITUACION FINANCIERA COMPARATIVO [SALDO FINAL CUENTAS]

Valores en Pesos \$

Periodo : Mayo de 2021

| Codigo_Cuenta | Nombre_Cuenta | 31/05/2020 | 31/05/2021 | Diferencia | % |
|---------------|-----------------------------------|-----------------------|-----------------------|-----------------------|----------------|
| 2436.06 | Arrendamientos | 1,151,000 | 59,000 | -1,092,000 | -94.87% |
| 2436.08 | Compras | 7,221,642 | 8,676,000 | 1,454,358 | 20.14% |
| 2436.15 | A empleados artículo 383 | 163,000 | 533,000 | 370,000 | 226.99% |
| 2436.25 | Impuesto a las ventas re | 9,123,539 | 1,935,200 | -7,188,339 | -78.79% |
| 2436.26 | Contratos de obra | 4,774,000 | 170 | -4,773,830 | -100.00% |
| 2436.27 | Retención de impuesto de | 4,082,364 | 2,742,490 | -1,339,874 | -32.82% |
| 2440 | IMPUESTOS, CONTRIBUCIONES | 64,345,420 | 28,394,310 | -35,951,110 | -55.87% |
| 2440.23 | Contribuciones | 64,345,420 | 28,394,310 | -35,951,110 | -55.87% |
| 2490 | OTRAS CUENTAS POR PAGAR | 2,940,916,733 | 2,883,453,296 | -57,463,437 | -1.95% |
| 2490.28 | Seguros | 5,974,553 | 0 | -5,974,553 | -100.00% |
| 2490.50 | Aportes al ICBF y SENA | 11,698,800 | 10,141,400 | -1,557,400 | -13.31% |
| 2490.51 | Servicios públicos | 37,076,332 | 19,143,256 | -17,933,077 | -48.37% |
| 2490.54 | Honorarios | 36,076,680 | 2,054,854,988 | 2,018,778,308 | 5595.80% |
| 2490.55 | Servicios | 2,830,910,588 | 799,313,652 | -2,031,596,936 | -71.76% |
| 2490.58 | Arrendamiento Operativo | 19,179,780 | 0 | -19,179,780 | -100.00% |
| 25 | BENEFICIOS A LOS EMPLEADOS | 309,798,394 | 320,912,675 | 11,114,281 | 3.59% |
| 2511 | BENEFICIOS A LOS EMPLEADOS | 309,798,394 | 320,912,675 | 11,114,281 | 3.59% |
| 2511.01 | Nómina por pagar | 106,072,544 | 97,736,012 | -8,336,532 | -7.86% |
| 2511.02 | Cesantías | 38,921,617 | 49,735,117 | 10,813,500 | 27.78% |
| 2511.03 | Intereses sobre cesantía | 5,356,788 | 7,201,223 | 1,844,435 | 34.43% |
| 2511.04 | Vacaciones | 47,564,168 | 50,924,986 | 3,360,818 | 7.07% |
| 2511.05 | Prima de Vacaciones | 10,622,859 | 34,774,709 | 24,151,850 | 227.36% |
| 2511.06 | Prima de servicios | 42,698,240 | 16,623,001 | -26,075,239 | -61.07% |
| 2511.07 | Prima de Navidad | 45,855,544 | 48,650,026 | 2,794,482 | 6.09% |
| 2511.09 | Bonificaciones | 9,870,726 | 8,859,030 | -1,011,696 | -10.25% |
| 2511.11 | Aportes a riesgos labora | 2,710,700 | 2,525,800 | -184,900 | -6.82% |
| 2511.90 | Otros beneficios a los e | 125,208 | 3,882,771 | 3,757,563 | 3001.06% |
| 27 | PROVISIONES | 1,678,127,843 | 262,750,000 | -1,415,377,843 | -84.34% |
| 2701 | LITIGIOS Y DEMANDAS | 1,678,127,843 | 262,750,000 | -1,415,377,843 | -84.34% |
| 2701.03 | Administrativas | 1,678,127,843 | 262,750,000 | -1,415,377,843 | -84.34% |
| 29 | OTROS PASIVOS | 7,319,228,994 | 1,432,540,617 | -5,886,688,378 | -80.43% |
| 2902 | RECURSOS RECIBIDOS EN ADM | 7,317,777,147 | 558,605,891 | -6,759,171,256 | -92.37% |
| 2902.01 | En administración | 7,317,777,147 | 558,605,891 | -6,759,171,256 | -92.37% |
| 2910 | INGRESOS RECIBIDOS POR ANT | 1,451,847 | 844,383 | -607,464 | -41.84% |
| 2910.07 | Ventas | 1,451,847 | 844,383 | -607,464 | -41.84% |
| 2990 | OTROS PASIVOS DIFERIDOS | 0 | 873,090,343 | 873,090,343 | 0.00% |
| 2990.03 | Ingreso diferido por sub | 0 | 873,090,343 | 873,090,343 | 0.00% |
| | TOTAL PASIVO [C] | 13,093,059,024 | 6,055,526,546 | -7,037,532,478 | -53.75% |
| 3 | PATRIMONIO | | | | |
| 32 | PATRIMONIO DE LAS EMPRESAS | 31,282,391,031 | 37,870,069,478 | 6,587,678,446 | 21.06% |
| 3208 | CAPITAL FISCAL | 29,134,655,847 | 29,134,655,847 | 0 | 0.00% |
| 3208.01 | Capital fiscal | 29,134,655,847 | 29,134,655,847 | 0 | 0.00% |
| 3225 | RESULTADOS DE EJERCICIOS A | 4,654,913,280 | 8,863,783,236 | 4,208,869,955 | 90.42% |


EMPRESA SOCIAL DEL ESTADO POPAYAN NIIF
900145579-1


ESTADO DE SITUACION FINANCIERA COMPARATIVO [SALDO FINAL CUENTAS]

Valores en Pesos \$

Periodo : Mayo de 2021

| Codigo_Cuenta | Nombre_Cuenta | 31/05/2020 | 31/05/2021 | Diferencia | % |
|---|-----------------------------------|------------------------|------------------------|-----------------------|----------------|
| 3225.01 | Utilidad o excedentes ac | 6,206,883,284 | 10,415,753,240 | 4,208,869,955 | 67.81% |
| 3225.02 | Pérdida o déficit acumul | -1,551,970,004 | -1,551,970,004 | 0 | 0.00% |
| 3230 | RESULTADOS DEL EJERCICIO | -2,507,178,096 | -128,369,605 | 2,378,808,491 | -94.88% |
| 3230.01 | Utilidad del Ejercicio | -2,507,178,096 | -128,369,605 | 2,378,808,491 | -94.88% |
| TOTAL PATRIMONIO [C] | | 31,282,391,031 | 37,870,069,478 | 6,587,678,446 | 21.06% |
| 8 CUENTAS DE ORD EN DEUDORAS | | | | | |
| 83 DEUDORAS DE C ONTROL | | | | | |
| | | 1,796,253,853 | 1,958,354,636 | 162,100,783 | 9.02% |
| 8333 | FACTURACIÓN GLOSADA EN VEN | 1,796,253,853 | 1,958,354,636 | 162,100,783 | 9.02% |
| 8333.16 | EMPRESAS PROMOTORAS DE S | 1,573,742,683 | 1,690,436,903 | 116,694,220 | 7.42% |
| 8333.18 | ENTIDADES TERRITORIALES | 56,412,117 | 154,774 | -56,257,343 | -99.73% |
| 8333.19 | COMPAÑIAS DE SEGUROS | 151,175,530 | 259,877,171 | 108,701,641 | 71.90% |
| 8333.20 | EMPRESAS DE MEDICINA PRE | 0 | 5,300 | 5,300 | 0.00% |
| 8333.21 | ENTIDADES DE REGIMEN ESP | 13,667,297 | 7,738,153 | -5,929,144 | -43.38% |
| 8333.22 | INSTITUCIONES PRESTADORA | 1,256,226 | 0 | -1,256,226 | -100.00% |
| 8333.90 | Facturación glosada por | 1,256,226 | 142,335 | -1,113,891 | -88.67% |
| 89 DEUDORAS POR CONTRA (CR) | | | | | |
| | | -1,796,253,853 | -1,958,354,636 | -162,100,783 | 0.00% |
| 8915 | DEUDORAS DE CONTROL POR CO | -1,796,253,853 | -1,958,354,636 | -162,100,783 | 0.00% |
| 8915.17 | Facturación glosada en v | -1,796,253,853 | -1,958,354,636 | -162,100,783 | 0.00% |
| TOTAL CU ENTAS DE ORDEN DEUDORAS [D] | | 0 | 0 | 0 | 0.00% |
| 9 CUENTAS DE ORD EN ACREEDORAS | | | | | |
| 91 PASIVOS CONTI NGENTES | | | | | |
| | | 5,523,615,613 | 7,084,403,424 | 1,560,787,811 | 28.26% |
| 9120 | LITIGIOS Y MECANISMOS ALTE | 5,523,615,613 | 7,084,403,424 | 1,560,787,811 | 28.26% |
| 9120.04 | Administrativos | 5,523,615,613 | 7,084,403,424 | 1,560,787,811 | 28.26% |
| 93 ACREEDORAS DE CONTROL | | | | | |
| | | 9,049,149,081 | 10,122,714,581 | 1,073,565,500 | 11.86% |
| 9390 | OTRAS CUENTAS ACREEDORAS D | 9,049,149,081 | 10,122,714,581 | 1,073,565,500 | 11.86% |
| 9390.11 | Contratos pendientes de | 8,557,249,081 | 9,630,814,581 | 1,073,565,500 | 12.55% |
| 9390.90 | Otras cuentas acreedoras | 491,900,000 | 491,900,000 | 0 | 0.00% |
| 99 ACREEDORAS PO R CONTRA (DB) | | | | | |
| | | -14,572,764,694 | -17,207,118,005 | -2,634,353,311 | 0.00% |
| 9905 | PASIVOS CONTINGENTES POR C | -5,523,615,613 | -7,084,403,424 | -1,560,787,811 | 0.00% |
| 9905.05 | Litigios y mecanismos al | -5,523,615,613 | -7,084,403,424 | -1,560,787,811 | 0.00% |
| 9915 | ACREEDORAS DE CONTROL POR | -9,049,149,081 | -10,122,714,581 | -1,073,565,500 | 0.00% |
| 9915.90 | Otras cuentas acreedoras | -9,049,149,081 | -10,122,714,581 | -1,073,565,500 | 0.00% |
| TOTAL CUEN TAS DE ORDEN ACREEDORAS [C] | | 0 | 0 | 0 | 0.00% |


ZULLY BERNARDA RUIZ MIENESES
GERENTE
34555062 POPAYAN


HECTOR FERNANDO ORDOÑEZ RIOS
CONTADOR
62602 - T

EMPRESA SOCIAL DEL ESTADO POPAYAN NIIF
900145579-1

ESTADO DE RESULTADO INTEGRAL COMPARATIVO [SALDO FINAL CUENTAS]

Valores en Pesos \$

Periodo : Enero - Mayo de 2021

| Codigo_Cuenta | Nombre_Cuenta | 01/05/2020 | 01/05/2021 | Diferencia | % |
|---------------------------|--------------------------------------|-----------------------|-----------------------|-----------------------|----------------|
| 4 INGRESOS | | | | | |
| 43 | VENTA DE SERVICIOS | 12,967,902,678 | 14,044,166,164 | 1,076,263,486 | 8.30% |
| 4312 | SERVICIOS DE SALUD | 13,319,415,244 | 14,047,891,532 | 728,476,288 | 5.47% |
| 4312.08 | Urgencias - Consulta y p | 1,347,812,794 | 1,149,723,991 | -198,088,803 | -14.70% |
| 4312.09 | Urgencias - Observación | 633,204,754 | 265,778,836 | -367,425,918 | -58.03% |
| 4312.17 | Servicios ambulatorios - | 877,362,910 | 532,197,137 | -345,165,773 | -39.34% |
| 4312.19 | Servicios ambulatorios - | 408,232,763 | 617,536,328 | 209,303,565 | 51.27% |
| 4312.20 | Servicios ambulatorios - | 1,277,967,755 | 977,624,167 | -300,343,588 | -23.50% |
| 4312.21 | Servicios ambulatorios - | 1,860,700 | 13,992,565 | 12,131,865 | 652.01% |
| 4312.27 | Hospitalización - Estanc | 633,573,026 | 184,771,702 | -448,801,324 | -70.84% |
| 4312.37 | Quirófanos y salas de pa | 54,620,587 | 36,802,237 | -17,818,350 | -32.62% |
| 4312.46 | Apoyo diagnóstico - Labo | 431,765,852 | 831,833,955 | 400,068,103 | 92.66% |
| 4312.47 | Apoyo diagnóstico - Imag | 30,728,014 | 123,490,116 | 92,762,102 | 301.88% |
| 4312.56 | Apoyo terapéutico - Reha | 19,300 | 0 | -19,300 | -100.00% |
| 4312.62 | Apoyo terapéutico - Farm | 28,620,370 | 535,421,027 | 506,800,657 | 1770.77% |
| 4312.63 | Apoyo terapéutico - Otra | 2,004,853 | 1,492,629 | -512,224 | -25.55% |
| 4312.89 | Servicios conexos a la s | 0 | 26,382,341 | 26,382,341 | 0.00% |
| 4312.94 | Servicios conexos a la s | 17,437,700 | 399,424,218 | 381,986,518 | 2190.58% |
| 4312.95 | Servicios conexos a la s | 69,956,674 | 86,380,164 | 16,423,490 | 23.48% |
| 4312.96 | SERVICIOS DE SALUD POR C | 7,504,247,192 | 8,265,040,119 | 760,792,927 | 10.14% |
| 4395 | DEVOLUCIONES, REBAJAS Y DE | -351,512,566 | -3,725,368 | 347,787,198 | 0.00% |
| 4395.12 | Servicios de salud | -351,512,566 | -3,725,368 | 347,787,198 | 0.00% |
| 44 | TRANSFERENCIAS Y SUBVENCIONES | 7,003,647 | 9,562,912 | 2,559,265 | 36.54% |
| 4430 | SUBVENCIONES | 7,003,647 | 9,562,912 | 2,559,265 | 36.54% |
| 4430.04 | Donaciones | 7,003,647 | 9,562,912 | 2,559,265 | 36.54% |
| 48 | OTROS INGRESOS | 1,180,961,125 | 33,314,528 | -1,147,646,597 | -97.18% |
| 4802 | FINANCIEROS | 2,079,237 | 1,375,159 | -704,078 | -33.86% |
| 4802.01 | Intereses sobre depósito | 2,079,237 | 1,375,159 | -704,078 | -33.86% |
| 4808 | INGRESOS DIVERSOS | 1,245,867 | 31,939,369 | 30,693,502 | 2463.63% |
| 4808.25 | Sobrantes | 0 | 1,288 | 1,288 | 0.00% |
| 4808.26 | Recuperaciones | 1,175,867 | 31,938,081 | 30,762,214 | 2616.13% |
| 4808.90 | Otros ingresos diversos | 70,000 | 0 | -70,000 | -100.00% |
| 4830 | REVERSIÓN DE LAS PÉRDIDAS | 1,177,636,021 | 0 | -1,177,636,021 | -100.00% |
| 4830.02 | Cuentas por cobrar | 1,177,636,021 | 0 | -1,177,636,021 | -100.00% |
| TOTAL INGRESOS [C] | | 14,155,867,450 | 14,087,043,604 | -68,823,846 | -0.49% |
| 5 GASTOS | | | | | |
| 51 | DE ADMINISTRACIÓN Y OPERACION | 3,334,641,117 | 3,625,167,607 | 290,526,490 | 8.71% |
| 5101 | SUELDOS Y SALARIOS | 138,275,333 | 137,777,373 | -497,960 | -0.36% |
| 5101.01 | Sueldos del personal | 126,076,743 | 123,908,227 | -2,168,516 | -1.72% |
| 5101.19 | Bonificaciones | 5,010,014 | 6,564,445 | 1,554,431 | 31.03% |
| 5101.23 | Auxilio de transporte | 4,463,862 | 4,506,552 | 42,690 | 0.96% |
| 5101.60 | Subsidio de alimentación | 2,724,714 | 2,798,149 | 73,435 | 2.70% |

EMPRESA SOCIAL DEL ESTADO POPAYAN NIIF
900145579-1
ESTADO DE RESULTADO INTEGRAL COMPARATIVO [SALDO FINAL CUENTAS]
Valores en Pesos \$
Periodo : Enero - Mayo de 2021

| Codigo_Cuenta | Nombre_Cuenta | 01/05/2020 | 01/05/2021 | Diferencia | % |
|---------------|---|----------------------|----------------------|--------------------|----------------|
| 5103 | CONTRIBUCIONES EFECTIVAS | 148,539,700 | 145,091,700 | -3,448,000 | -2.32% |
| 5103.02 | Aportes a cajas de compe | 23,412,200 | 22,417,300 | -994,900 | -4.25% |
| 5103.03 | Cotizaciones a seguridad | 46,536,550 | 45,585,100 | -951,450 | -2.04% |
| 5103.05 | Cotizaciones a riesgos p | 13,081,100 | 12,749,900 | -331,200 | -2.53% |
| 5103.06 | Cotizaciones a entidades | 42,342,750 | 27,352,900 | -14,989,850 | -35.40% |
| 5103.07 | Cotizaciones a entidades | 23,167,100 | 36,986,500 | 13,819,400 | 59.65% |
| 5104 | APORTES SOBRE LA NÓMINA | 29,273,900 | 28,030,400 | -1,243,500 | -4.25% |
| 5104.01 | Aportes al ICBF | 17,563,500 | 16,814,400 | -749,100 | -4.27% |
| 5104.02 | Aportes al SENA | 11,710,400 | 11,216,000 | -494,400 | -4.22% |
| 5107 | PRESTACIONES SOCIALES | 59,226,215 | 50,108,225 | -9,117,990 | -15.40% |
| 5107.01 | Vacaciones | 24,270,920 | 9,200,010 | -15,070,910 | -62.09% |
| 5107.02 | Cesantias | 10,491,010 | 14,157,210 | 3,666,200 | 34.95% |
| 5107.03 | Intereses a las cesantía | 1,226,105 | 1,698,880 | 472,775 | 38.56% |
| 5107.04 | Prima de Vacaciones | 4,585,800 | 6,272,730 | 1,686,930 | 36.79% |
| 5107.05 | Prima de Navidad | 9,655,210 | 13,068,165 | 3,412,955 | 35.35% |
| 5107.06 | Prima de Servicios | 8,997,170 | 5,711,230 | -3,285,940 | -36.52% |
| 5108 | GASTOS DE PERSONAL DIVERSO | 1,502,955,646 | 1,595,232,802 | 92,277,156 | 6.14% |
| 5108.01 | Remuneración por servicio | 1,494,812,742 | 1,594,060,332 | 99,247,590 | 6.64% |
| 5108.07 | Gastos de Viaje | 1,852,418 | 270,570 | -1,581,848 | -85.39% |
| 5108.10 | Viaticos | 6,290,486 | 901,900 | -5,388,586 | -85.66% |
| 5111 | GENERALES | 1,354,567,184 | 1,543,749,943 | 189,182,759 | 13.97% |
| 5111.13 | Vigilancia y seguridad | 274,887,581 | 213,284,814 | -61,602,767 | -22.41% |
| 5111.14 | Materiales y suministros | 95,187,378 | 202,574,922 | 107,387,544 | 112.82% |
| 5111.15 | Mantenimiento | 16,603,900 | 103,490,646 | 86,886,746 | 523.29% |
| 5111.17 | Servicios públicos | 153,890,221 | 170,813,332 | 16,923,111 | 11.00% |
| 5111.18 | Arrendamiento | 107,825,000 | 21,516,000 | -86,309,000 | -80.05% |
| 5111.19 | Viáticos y gastos de via | 3,621,220 | 0 | -3,621,220 | -100.00% |
| 5111.20 | Publicidad y propaganda | 3,350,000 | 3,922,780 | 572,780 | 17.10% |
| 5111.21 | Impresos, publicaciones, | 363,800 | 478,700 | 114,900 | 31.58% |
| 5111.22 | Fotocopias | 100,295 | 0 | -100,295 | -100.00% |
| 5111.23 | Comunicaciones y transpo | 2,252,980 | 840,975 | -1,412,005 | -62.67% |
| 5111.25 | Seguros generales | 197,394,301 | 266,116,412 | 68,722,111 | 34.81% |
| 5111.46 | Combustibles y lubricant | 153,129,242 | 155,572,272 | 2,443,030 | 1.60% |
| 5111.49 | Servicios de aseo, cafet | 296,276,806 | 318,405,917 | 22,129,111 | 7.47% |
| 5111.55 | Elementos de aseo, lavan | 39,085,427 | 63,480,370 | 24,394,943 | 62.41% |
| 5111.64 | Gastos legales | 877,803 | 0 | -877,803 | -100.00% |
| 5111.80 | Servicios | 9,721,230 | 23,252,803 | 13,531,573 | 139.20% |
| 5120 | IMPUESTOS, CONTRIBUCIONES | 101,803,139 | 125,177,164 | 23,374,025 | 22.96% |
| 5120.01 | Impuesto predial unifica | 30,960,776 | 31,648,525 | 687,749 | 2.22% |
| 5120.02 | Cuota de fiscalización y | 70,748,576 | 93,272,452 | 22,523,876 | 31.84% |
| 5120.24 | Gravamen a los movimient | 93,787 | 22,000 | -71,787 | -76.54% |
| 5120.90 | Otros impuestos | 0 | 234,187 | 234,187 | 0.00% |
| 53 | DETERIORO, DE PRECIACION, AMORTIZACION Y | 339,747,790 | 331,377,918 | -8,369,872 | -2.46% |
| 5360 | DEPRECIACIÓN DE PROPIEDAD | 296,555,935 | 288,186,063 | -8,369,872 | -2.82% |
| 5360.01 | Edificaciones | 70,022,765 | 63,572,003 | -6,450,762 | -9.21% |
| 5360.04 | Maquinaria y equipo | 11,901,525 | 10,221,721 | -1,679,804 | -14.11% |
| 5360.06 | Muebles, enseres y equip | 107,188,650 | 86,295,838 | -20,892,812 | -19.49% |
| 5360.07 | Equipos de comunicación | 43,794,350 | 77,177,585 | 33,383,235 | 76.23% |

EMPRESA SOCIAL DEL ESTADO POPAYAN NIIF
900145579-1

ESTADO DE RESULTADO INTEGRAL COMPARATIVO [SALDO FINAL CUENTAS]

Valores en Pesos \$

Periodo : Enero - Mayo de 2021

| Codigo_Cuenta | Nombre_Cuenta | 01/05/2020 | 01/05/2021 | Diferencia | % |
|---------------|---|-----------------------|-----------------------|-----------------------|----------------|
| 5360.08 | Equipos de transporte, t | 57,159,040 | 45,727,232 | -11,431,808 | -20.00% |
| 5360.09 | Equipos de comedor, coci | 6,489,605 | 5,191,684 | -1,297,921 | -20.00% |
| 5362 | DEPRECIACIÓN DE PROPIEDAD | 3,338,385 | 3,338,385 | 0 | 0.00% |
| 5362.02 | Edificaciones con uso in | 3,338,385 | 3,338,385 | 0 | 0.00% |
| 5366 | AMORTIZACIÓN DE ACTIVOS IN | 39,853,470 | 39,853,470 | 0 | 0.00% |
| 5366.05 | Licencias | 26,505,900 | 26,505,900 | 0 | 0.00% |
| 5366.06 | Softwares | 13,347,570 | 13,347,570 | 0 | 0.00% |
| 58 | OTROS GASTOS | 198,980,410 | 105,437,537 | -93,542,873 | -47.01% |
| 5802 | COMISIONES | 1,093,165 | 102,532 | -990,633 | -90.62% |
| 5802.40 | Comisiones servicios fin | 1,093,165 | 102,532 | -990,633 | -90.62% |
| 5804 | FINANCIEROS | 66,747 | 91,146 | 24,399 | 36.55% |
| 5804.90 | Otros gastos financieros | 66,747 | 91,146 | 24,399 | 36.55% |
| 5890 | GASTOS DIVERSOS | 169,274,866 | 73,485,721 | -95,789,145 | -56.59% |
| 5890.90 | Otros gastos diversos | 169,274,866 | 73,485,721 | -95,789,145 | -56.59% |
| 5895 | DEVOLUCIONES, REBAJAS Y DE | 28,545,632 | 31,758,138 | 3,212,506 | 11.25% |
| 5895.09 | Servicios de salud | 28,545,632 | 31,758,138 | 3,212,506 | 11.25% |
| 59 | CIERRE DE ING RESOS, GASTOS Y COSTOS | -2,507,178,096 | -128,369,605 | 2,378,808,491 | -94.88% |
| 5905 | CIERRE DE INGRESOS, GASTOS | -2,507,178,096 | -128,369,605 | 2,378,808,491 | -94.88% |
| 5905.01 | Cierre de ingresos, gast | -2,507,178,096 | -128,369,605 | 2,378,808,491 | -94.88% |
| | TOTAL GASTOS [D] | 1,366,191,220 | 3,933,613,456 | 2,567,422,236 | 187.93% |
| 6 | COSTOS DE VENT AS | | | | |
| 63 | COSTO DE VENT AS DE SERVICIOS | 12,789,676,230 | 10,153,430,147 | -2,636,246,082 | -20.61% |
| 6310 | SERVICIOS DE SALUD | 12,789,676,230 | 10,153,430,147 | -2,636,246,082 | -20.61% |
| 6310.01 | Urgencias - Consulta y p | 2,464,302,708 | 1,096,529,917 | -1,367,772,791 | -55.50% |
| 6310.02 | Urgencias -Observación | 1,415,389,640 | 2,131,641,727 | 716,252,087 | 50.60% |
| 6310.15 | Servicios ambulatorios - | 519,821,282 | 389,252,827 | -130,568,455 | -25.12% |
| 6310.17 | Servicios ambulatorios - | 764,321,549 | 630,954,023 | -133,367,526 | -17.45% |
| 6310.18 | Servicios ambulatorios - | 5,090,839,286 | 3,993,010,615 | -1,097,828,671 | -21.56% |
| 6310.19 | Servicios ambulatorios - | 0 | 2,844,940 | 2,844,940 | 0.00% |
| 6310.25 | Hospitalización - Estanc | 582,836,447 | 457,336,622 | -125,499,825 | -21.53% |
| 6310.36 | Quirófanos y salas de pa | 8,524,165 | 8,524,165 | 0 | 0.00% |
| 6310.40 | Apoyo diagnóstico - Labo | 1,491,845,477 | 1,069,033,325 | -422,812,152 | -28.34% |
| 6310.41 | Apoyo diagnóstico - Imag | 12,654,300 | 31,748,215 | 19,093,915 | 150.89% |
| 6310.56 | Apoyo terapéutico - Farm | 393,378,882 | 269,823,362 | -123,555,520 | -31.41% |
| 6310.57 | Apoyo terapéutico - Otra | 45,762,494 | 37,444,729 | -8,317,765 | -18.18% |
| 6310.67 | Servicios conexos a la s | 0 | 35,285,680 | 35,285,680 | 0.00% |
| | TOTAL COSTOS DE VENTAS [D] | 12,789,676,230 | 10,153,430,147 | -2,636,246,082 | -20.61% |
| 7 | COSTOS DE PROD UCCION-OPERACION | | | | |
| 73 | SERVICIOS DE SALUD | 0 | 0 | 0 | 0.00% |
| 7301 | URGENCIAS - CONSULTA Y PRO | 0 | 0 | 0 | 0.00% |

EMPRESA SOCIAL DEL ESTADO POPAYAN NIIF
900145579-1
ESTADO DE RESULTADO INTEGRAL COMPARATIVO [SALDO FINAL CUENTAS]

Valores en Pesos \$

Periodo : Enero - Mayo de 2021

| Codigo_Cuenta | Nombre_Cuenta | 01/05/2020 | 01/05/2021 | Diferencia | % |
|---------------|-----------------------------------|----------------|----------------|----------------|--------------|
| 7301.01 | Materiales | 408,220,478 | 340,841,895 | -67,378,583 | -16.51% |
| 7301.02 | Generales | 1,631,854,996 | 334,979,758 | -1,296,875,238 | -79.47% |
| 7301.03 | Sueldos y salarios | 292,177,124 | 294,586,139 | 2,409,015 | 0.82% |
| 7301.09 | Prestaciones Sociales | 132,050,110 | 126,122,125 | -5,927,985 | -4.49% |
| 7301.95 | Traslado de costos (Cr) | -2,464,302,708 | -1,096,529,917 | 1,367,772,791 | 0.00% |
| 7302 | URGENCIAS -OBSERVACIÓN | 0 | 0 | 0 | 0.00% |
| 7302.02 | Generales | 1,150,696,685 | 1,917,699,431 | 767,002,746 | 66.66% |
| 7302.07 | Depreciación y amortizac | 264,692,955 | 213,942,296 | -50,750,659 | -19.17% |
| 7302.95 | Traslado de costos (Cr) | -1,415,389,640 | -2,131,641,727 | -716,252,087 | 0.00% |
| 7310 | SERVICIOS AMBULATORIOS - C | 0 | 0 | 0 | 0.00% |
| 7310.01 | Materiales | 40,103,586 | 4,998,000 | -35,105,586 | -87.54% |
| 7310.02 | Generales | 456,945,661 | 361,703,613 | -95,242,048 | -20.84% |
| 7310.07 | Depreciación y amortizac | 22,772,035 | 22,551,214 | -220,821 | -0.97% |
| 7310.95 | Traslado de costos (Cr) | -519,821,282 | -389,252,827 | 130,568,455 | 0.00% |
| 7312 | SERVICIOS AMBULATORIOS - S | 0 | 0 | 0 | 0.00% |
| 7312.01 | Materiales | 86,253,626 | 88,525,154 | 2,271,529 | 2.63% |
| 7312.02 | Generales | 556,393,547 | 451,361,290 | -105,032,257 | -18.88% |
| 7312.03 | Sueldos y salarios | 87,767,816 | 58,228,609 | -29,539,207 | -33.66% |
| 7312.07 | Depreciación y amortizac | 6,641,595 | 4,636,955 | -2,004,640 | -30.18% |
| 7312.09 | Prestaciones Sociales | 27,264,965 | 28,202,015 | 937,050 | 3.44% |
| 7312.95 | Traslado de costos (Cr) | -764,321,549 | -630,954,023 | 133,367,526 | 0.00% |
| 7313 | SERVICIOS AMBULATORIOS - P | 0 | 0 | 0 | 0.00% |
| 7313.01 | Materiales | 7,530,998 | 0 | -7,530,998 | -100.00% |
| 7313.02 | Generales | 5,083,308,288 | 3,993,010,615 | -1,090,297,673 | -21.45% |
| 7313.95 | Traslado de costos (Cr) | -5,090,839,286 | -3,993,010,615 | 1,097,828,671 | 0.00% |
| 7314 | SERVICIOS AMBULATORIOS - O | 0 | 0 | 0 | 0.00% |
| 7314.02 | Generales | 0 | 2,844,940 | 2,844,940 | 0.00% |
| 7314.95 | Traslado de costos (Cr) | 0 | -2,844,940 | -2,844,940 | 0.00% |
| 7320 | HOSPITALIZACIÓN - ESTANCIA | 0 | 0 | 0 | 0.00% |
| 7320.01 | Materiales | 26,319,685 | 9,288,500 | -17,031,185 | -64.71% |
| 7320.02 | Generales | 430,361,287 | 321,892,647 | -108,468,640 | -25.20% |
| 7320.07 | Depreciación y amortizac | 126,155,475 | 126,155,475 | 0 | 0.00% |
| 7320.95 | Traslado de costos (Cr) | -582,836,447 | -457,336,622 | 125,499,825 | 0.00% |
| 7331 | QUIRÓFANOS Y SALAS DE PART | 0 | 0 | 0 | 0.00% |
| 7331.07 | Depreciación y amortizac | 8,524,165 | 8,524,165 | 0 | 0.00% |
| 7331.95 | Traslado de costos (Cr) | -8,524,165 | -8,524,165 | 0 | 0.00% |
| 7340 | APOYO DIAGNÓSTICO - LABORA | 0 | 0 | 0 | 0.00% |
| 7340.01 | Materiales | 619,632,776 | 364,694,648 | -254,938,128 | -41.14% |
| 7340.02 | Generales | 865,708,641 | 697,834,617 | -167,874,024 | -19.39% |
| 7340.07 | Depreciación y amortizac | 6,504,060 | 6,504,060 | 0 | 0.00% |
| 7340.95 | Traslado de costos (Cr) | -1,491,845,477 | -1,069,033,325 | 422,812,152 | 0.00% |
| 7341 | APOYO DIAGNÓSTICO - IMAGEN | 0 | 0 | 0 | 0.00% |
| 7341.02 | Generales | 12,654,300 | 31,748,215 | 19,093,915 | 150.89% |
| 7341.95 | Traslado de costos (Cr) | -12,654,300 | -31,748,215 | -19,093,915 | 0.00% |
| 7355 | APOYO TERAPÉUTICO - FARMAC | 0 | 0 | 0 | 0.00% |

EMPRESA SOCIAL DEL ESTADO POPAYAN NIIF
900145579-1


ESTADO DE RESULTADO INTEGRAL COMPARATIVO [SALDO FINAL CUENTAS]

Valores en Pesos \$

Periodo : Enero - Mayo de 2021

| Codigo_Cuenta | Nombre_Cuenta | 01/05/2020 | 01/05/2021 | Diferencia | % |
|---|-----------------------------------|--------------|--------------|--------------|--------------|
| 7355.01 | Materiales | 308,533,681 | 205,021,181 | -103,512,500 | -33.55% |
| 7355.02 | Generales | 84,845,201 | 64,802,181 | -20,043,020 | -23.62% |
| 7355.95 | Traslado de costos (Cr) | -393,378,882 | -269,823,362 | 123,555,520 | 0.00% |
| 7356 | APOYO TERAPÉUTICO - OTRAS | 0 | 0 | 0 | 0.00% |
| 7356.02 | Generales | 45,762,494 | 37,444,729 | -8,317,765 | -18.18% |
| 7356.95 | Traslado de costos (Cr) | -45,762,494 | -37,444,729 | 8,317,765 | 0.00% |
| 7387 | SERVICIOS CONEXOS A LA SAL | 0 | 0 | 0 | 0.00% |
| 7387.02 | Generales | 0 | 35,285,680 | 35,285,680 | 0.00% |
| 7387.95 | Traslado de costos (Cr) | 0 | -35,285,680 | -35,285,680 | 0.00% |
| TOTAL COSTOS DE PRODUCCION-OPERACION [D] | | 0 | 0 | 0 | 0.00% |


ZULLY BERNARDA RUIZ MENESES
GERENTE
34555062 POPAYAN


HECTOR FERNANDO ORDOÑEZ RIOS
CONTADOR
62602 - T